



# Bulletin: Ground Terminals: Sprinter

09/08/2015



Mercedes-Benz  
Vans. Born to run.

**NOTICE:**

The specifications, descriptions, information, and recommendations contained in this bulletin are believed to be accurate as of September 8, 2015.

Upfitter Management Vans reserves the right to modify or append this document without prior notification.

This bulletin is not intended as a work instruction, but as a guideline for upfitters to provide technical information necessary to retrofit or modify Mercedes-Benz Sprinters & Freightliner Sprinters (906).

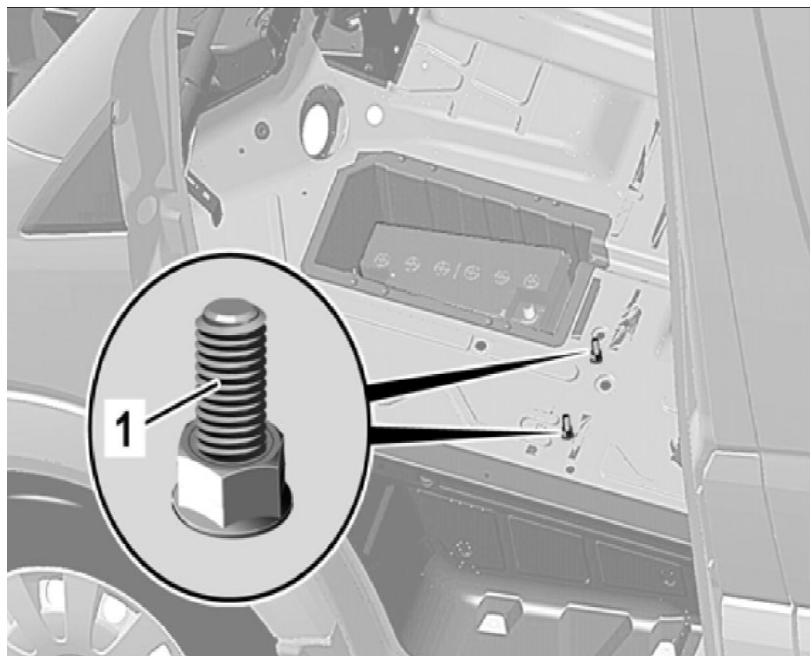
Prior to making any modification to or installing any equipment in or on a Mercedes-Benz Sprinter & Freightliner Sprinter, please consult with Upfitter Management Vans for additional and updated information, and read the Body & Equipment Guidelines for Sprinter Model Series 906.

**Upfitter Management Vans Contacts:**

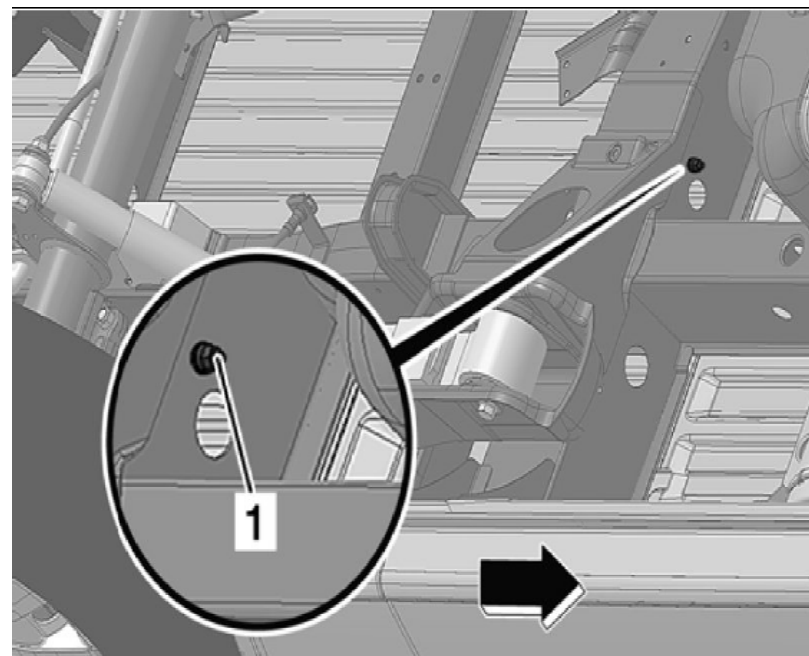
For information or upfitter inquiries  
please submit a request via our website:

[www.upfitterportal.com](http://www.upfitterportal.com)

## Ground Terminals



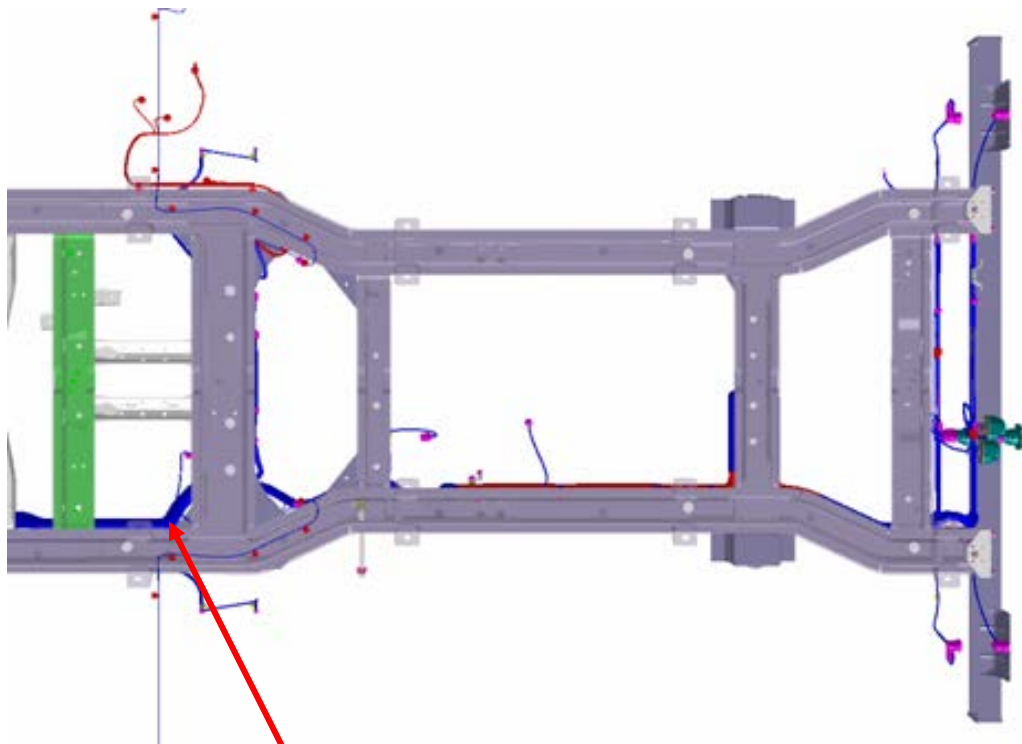
2 ground points under driver seat  
(vans and chassis-cab)



Ground point under floor on frame (van)

**The M6 connections are tightened to a torque of 6Nm [4.4lbs-ft]**

# Cab-Chassis Rear Ground Terminal



**Location**

